

THERMAL BEHAVIOUR OF SUCCINIC ACID, SODIUM SUCCINATE AND ITS COMPOUNDS WITH SOME BIVALENT TRANSITIONS METAL IONS IN DYNAMIC N₂ AND CO₂ ATMOSPHERES

CF. J. Caires, L. S. Lima, C. T. Carvalho, M. Ionashiro¹

Instituto de Química, Universidade Estadual Paulista, CP 355, 14801-970 Araraquara, SP, Brazil.

¹Corresponding author. Tel. +55-16-3301-6617; Fax: +55-16-3301-6692

E-mail address: massaioi@yahoo.com.br

Abstract: Thermal stability and thermal decomposition of succinic acid, sodium succinate and its compounds with Mn(II), Fe(II), Co(II), Ni(II), Cu(II) and Zn(II) were investigated employing simultaneous thermogravimetry and differential thermal analysis (TG-DTA) in nitrogen and carbon dioxide atmospheres and TG-FTIR in nitrogen atmosphere. On heating, in both atmospheres the succinic acid melt and evaporate, while for the sodium succinate the thermal decomposition occurs with the formation of sodium carbonate. For the transition metal succinates the final residue up to 1180 °C in N₂ atmosphere was a mixture of metal and metal oxide in no simple stoichiometric relation, except for Zn compound, where the residue was a small quantity of carbonaceous residue. For the CO₂ atmosphere the final residue up to 980 °C was: MnO, Fe₃O₄, CoO, ZnO and mixtures of Ni, NiO and Cu, Cu₂O.

Keywords: bivalent transitions metals, succinate, thermal behavior.

Introduction

Preparation and investigation on the thermal behaviour and thermal decomposition of several metal-ion succinates have been reported. These papers are concerned with the thermal decomposition of bivalent succinates in the solid state [1], the thermal, spectral and magnetic studies of succinic acid and compounds of some transition metal ions [2], thermal dehydration of manganese (II) dicarboxylate hydrates [3], synthesis, properties and thermal decomposition of Co(II), Ni(II), Cu(II), Zn(II) and Cd(II) succinates [4], a study of the thermal decomposition of Cu(II) and Zn(II) malonate, maleate and succinate complex [5] and a comparative study on the thermal decomposition of some transition metal carboxylates [6]. As continuation of our previous study on thermal behavior of

succinic acid, sodium succinate and its compounds with some bivalent transition metal ions in air atmosphere [7], this paper deals with the thermal behavior and thermal decomposition of these compounds in dynamic N₂ and CO₂ atmospheres.

Experimental

The succinic acid C₄H₆O₄, and its sodium salt Na₂C₄H₄O₄·6H₂O, both with 99% purity were obtained from Sigma.

Solid state Mn(II), Fe(II), Co(II), Ni(II), Cu(II) and Zn(II) compounds were prepared by mixing the aqueous suspension of the corresponding metal carbonates in excess with 50.0 mL of succinic acid 0.10 mol L⁻¹ solution, and heated slowly up to near

ebullition, until total neutralization of the acid. The carbonate in excess was removed by filtration and the aqueous solution of the respective metal succinates were evaporated to near dryness in a water bath, dried in air and kept in a desiccator over anhydrous calcium chloride. To avoid the oxidation of Fe(II), all the solutions, as well as in the evaporation of the solution in water bath were purged with nitrogen gas.

In the solid-state compounds, metal ions, hydration water and succinate contents were determined from TG curves. The metal ions were also determined by complexometry with standard EDTA solution, after igniting the compounds to the respective oxides and their dissolution in hydrochloric acid solution [8].

Carbon and hydrogen contents were determined by microanalytical procedures, with an EA 1110 CHNS-O Elemental Analyser from CE Instruments.

Simultaneous TG-DTA curves were obtained with the thermal analysis system, model SDT 2960 from TA Instruments. The purge gases were nitrogen and carbon dioxide flow of 100 mL min^{-1} . A heating rate of $20^\circ\text{C min}^{-1}$ was adopted, with sample weighing about 7 mg and alumina crucible was used for recording the TG-DTA curves.

The measurements of the gaseous products were carried out using a Thermogravimetric Analyzer Mettler TG-DTA coupled to a FTIR spectrophotometer Nicolet is10, with gas cell and DTGS KBr detector. The furnace and the heated gas cell (250°C) were coupled through a heated ($T = 200^\circ\text{C}$) 120 cm stainless steel line transfer with diameter of 2 mm, both purged with dry nitrogen (50 mL min^{-1}). The FTIR spectra were recorded with 32 scans per spectrum at a resolution of 4 cm^{-1} .

Results and Discussion

Succinic acid

The TG-DTA curves and infrared spectrum of the released product during the heating of succinic acid in N_2 and CO_2 atmospheres are shown in Fig. 1. The TG-DTA curves, Fig 1a and 1b show mass loss in single step between 165 and 260°C (N_2 , CO_2) corresponding to the endothermic peaks at 194 and 247°C (N_2) or 194 and 250°C (CO_2), attributed to the fusion and evaporation of succinic acid, respectively. The product evaporated was monitored and identified mostly on base of their FTIR reference available on Nicolet libraries, as shown in Fig. 1c.

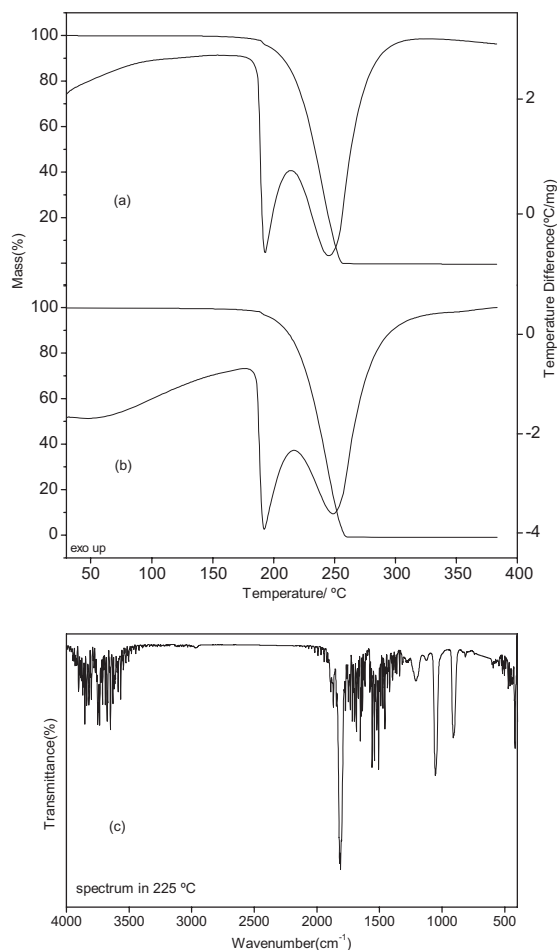


Figure 1. Simultaneous TG-DTA curves in dynamic (a) N_2 ($m = 7.326 \text{ mg}$), (b) CO_2 (7.359 mg) atmospheres and (c) IR spectrum of the gases released during the decomposition of succinic acid in N_2 atmosphere.

Sodium Succinate hexahydrated

For the sodium succinate hexahydrated, the TG-DTA curves in N_2 and CO_2 atmospheres are shown in Fig. 2a and 2b, respectively. These curves show mass losses in two steps and thermal events corresponding to these losses or due to physical phenomenon. The first mass loss between $30 - 130^\circ\text{C}$ (N_2) and $30 - 150^\circ\text{C}$ (CO_2), corresponding to an endothermic peak at 85°C (N_2 , CO_2) is due to dehydration with loss of $6\text{H}_2\text{O}$ (Calcd. 40.02 %, TG = 39.86 % (N_2), 40.20 % (CO_2)). The endothermic peak at 410°C (N_2 , CO_2), without mass loss in TG curve is due to fusion of the compound. In

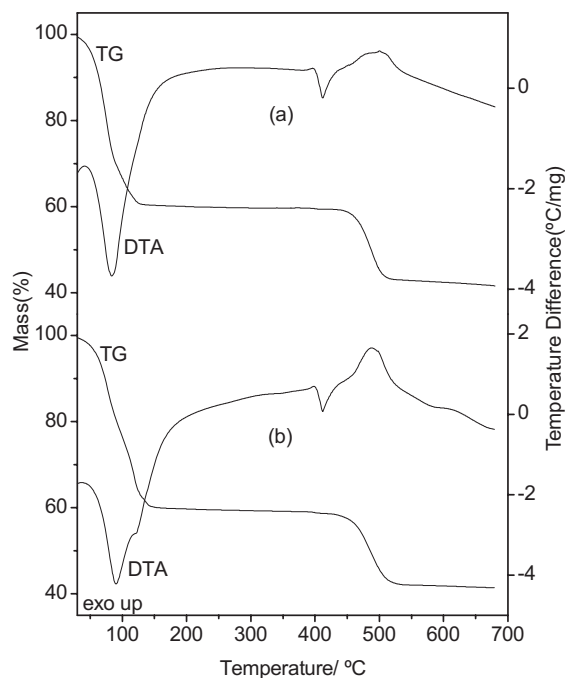


Figure 2. Simultaneous TG-DTA curves of the sodium succinate in (a) N_2 (3.726 mg) and (b) CO_2 (3.700 mg), atmospheres.

both atmospheres the anhydrous compound is stable up to 425°C and above this temperature the mass loss occurs between 425 – 525 °C (N_2) or 425 – 540 °C (CO_2) with loss of 18.52 % (N_2) and 18.42 % (CO_2), corresponding to the exothermic peak at 490 °C attributed to the decarboxylation with formation of sodium carbonate accompanied by carbonaceous residue.

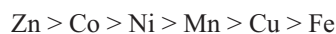
Transition metal succinates

TG-DTA Curves

The analytical and thermoanalytical (TG) data for the synthesized compounds are shown in table 1. These results permitted to establish the stoichiometry of these compounds, which are in agreement with the general formula, $MC_4H_4O_4 \cdot nH_2O$, where M represents Mn(II), Fe(II), Co(II), Ni(II), Cu(II) and Zn(II), $C_4H_4O_4$ is succinate and $n = 0$ (Cu, Zn), 1 (Fe), 2 (Mn), 3 (Co) or 3.5 (Ni).

The simultaneous TG-DTA curves of these compounds obtained in N_2 and CO_2 atmospheres are shown in Fig. 3. These curves show mass losses or gain in two up to six steps, corresponding to endothermic peaks due to dehydration or pyrolysis of the anhydrous compounds and exothermic peaks attributed to physical phenomenon.

The thermal stability of the anhydrous compounds, in both atmospheres, as shown by the TG-DTA curves depend on the nature of the metal ion and they follow the order:



For each compound a great similarity is observed concerning the TG-DTA profiles around 400°C, in both atmospheres and above this temperature the thermal decomposition depend on the nature of the purge gas used and so the features of each of these compounds are discussed individually.

Manganese compound. The simultaneous TG-DTA curves in N_2 and CO_2 atmospheres are shown in Fig. 3a and 3a', respectively. The first mass loss between 70 and 230 °C, corresponding to an endothermic peak at 110 °C in both atmospheres is due to the

Table 1. Analytical data for the $MC_4H_4O_4 \cdot nH_2O$ compounds.

Compound	Metal oxide (%)			L(lost) (%)		H_2O (%)		C (%)		H (%)		Final Residue
	Calcd.	EDTA	TG*	Calcd.	TG*	Calcd.	TG*	Calcd.	E.A.	Calcd.	E.A.	
MnL·2H ₂ O	36.84	36.86	36.81	45.75	45.59	17.41	17.60	23.20	23.48	3.90	3.71	Mn ₃ O ₄
FeL·H ₂ O	42.04	41.91	41.73	48.47	48.97	9.49	9.30	25.29	25.56	3.19	3.10	Fe ₂ O ₃
CoL·3H ₂ O	35.04	34.49	34.94	41.36	41.71	23.60	23.35	20.97	21.15	4.41	4.37	Co ₃ O ₄
NiL·3H ₂ O	32.65	32.81	32.30	43.73	43.90	23.62	23.80	20.99	21.07	4.41	4.30	NiO
CuL	44.29	43.94	43.94	55.71	56.06	-	-	26.74	26.51	2.25	2.11	CuO
ZnL	44.84	45.13	44.65	55.16	55.35	-	-	26.48	26.67	2.23	2.35	ZnO

L=succinate

*TG = air atmosphere

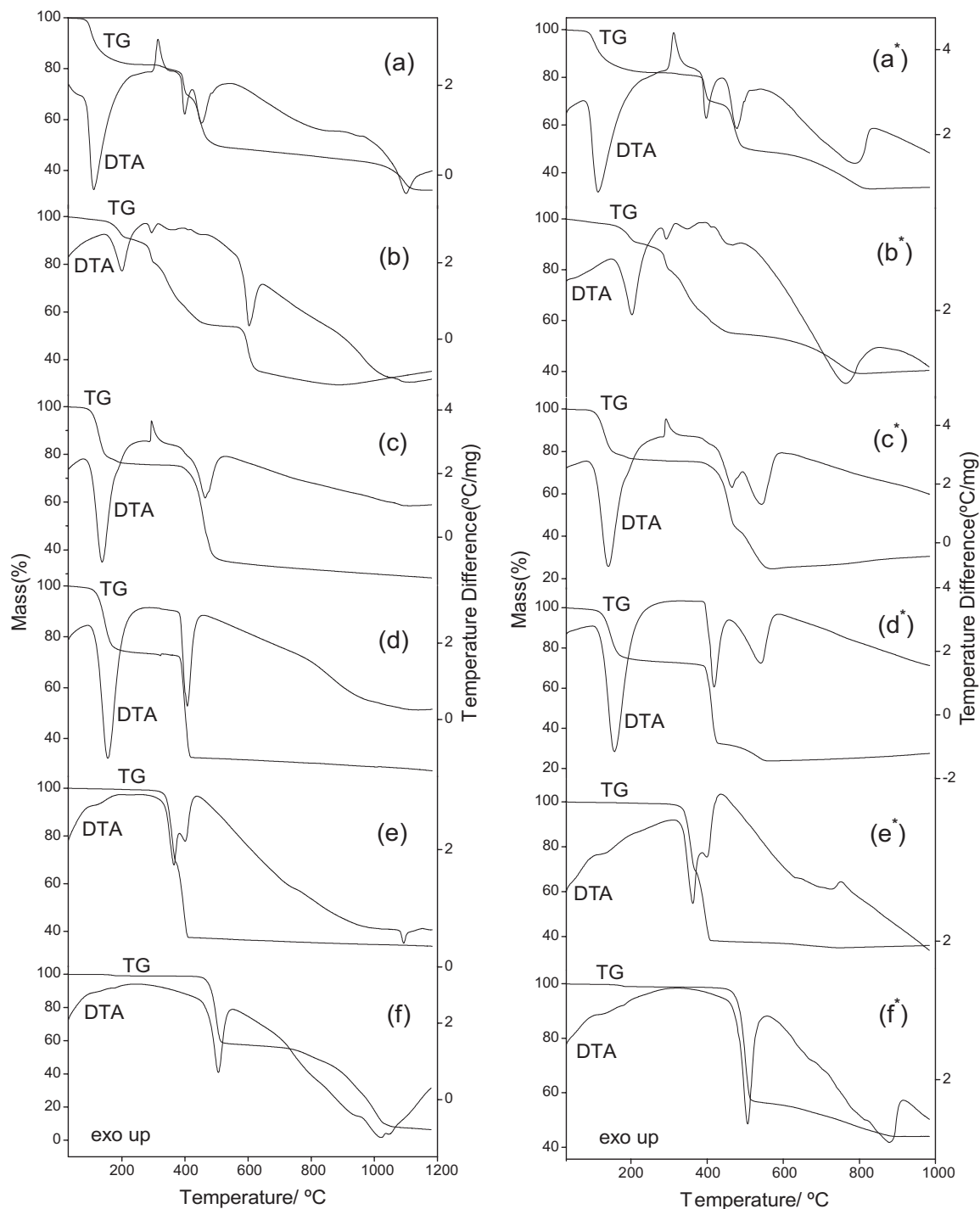


Figure 3. TG-DTA curves of the compounds in dynamic N_2 and CO_2^* atmospheres: (a,a*) $MnL.2H_2O$ ($m = 7.174$ mg; 7.044 mg *), (b,b*) $FeL.1H_2O$ ($m = 7.076$ mg; 7.030 mg*), (c,c*) $CoL.3H_2O$ ($m = 7.066$ mg; 7.135 mg*), (d,d*) $NiL.3.5H_2O$ ($m = 7.155$ mg; 7.076 mg*), (e,e*) CuL ($m = 7.409$ mg; 7.095 mg*) and (f,f*) ZnL ($m = 7.261$ mg; 7.164 mg*). ^{L = succinate}

dehydration with loss of 2 H₂O (Calcd. 17.41 %, TG = 17.70 % (N₂), 17.35 % (CO₂)). The exothermic peak at 315 °C observed in both atmospheres is attributed to the crystallization process, as shown in Fig. 4.

The thermal decomposition of the anhydrous compound in N₂ atmospheres occurs in three steps between 320–410°C, 410–510°C and 510–1150°C, with losses of 13.08%, 19.45% and 17.50%, respectively, corresponding to the endothermic peaks at 400°C, 455°C and 1100°C attributed to the thermal decomposition, with formation of a mixture of Mn and MnO in no simple stoichiometric relation.

For the CO₂ atmospheres, the thermal decomposition also occurs in three steps between 320–410°C, 410–505°C and 505–830°C, with losses of 12.34%, 20.68% and 15.67%, corresponding to the endothermic peaks at 400°C, 480°C and 790°C with formation of MnO as final residue (Calcd. = 65.74 %, TG = 66.04 %).

Iron Compound. The simultaneous TG-DTA curves in N₂ and CO₂ atmospheres are shown in Fig. 3b and 3b*, respectively. The first mass loss between 70–215 °C (N₂) and 70–225 °C (CO₂), corresponding to the endothermic peak at 200 °C (N₂) and 205 °C (CO₂) is due to dehydration with loss of 1 H₂O (Calcd. = 9.49 %, TG = 9.24 % (N₂), 9.63 % (CO₂)).

The thermal decomposition of the anhydrous compound in N₂ atmosphere, occurs in four steps between 215–300°C, 300–480°C, 565–635°C and 635–900 °C, corresponding to the endothermic peaks at 295 °C and 605 °C, with losses of 9.25 %, 26.78 %, 19.13 % and 6.06 %, respectively. Calculations based on the mass losses observed up to 900 °C, are in agreement with the formation of Fe (Calcd. = 70.59 %, TG = 70.46 %). The mass gain (5.66 %) observed between 900 and 1180 °C is attributed to the partial oxidation of Fe with formation a mixture of Fe and FeO. No thermal event is observed corresponding to the second and fourth mass losses, probably because endothermic and exothermic events must to occur simultaneously and the net heat or the small heat involved in these steps is insufficient to produce a thermal event.

For the CO₂ atmosphere, the thermal decomposition occurs in three steps between 225–300°C, 300–480°C and 500–800°C, corresponding to the endothermic peaks at 295°C, 355 °C, 455°C and 760°C, with losses of 9.97 %, 25.78 % and 34.95 %, respectively. The mass losses up to 800°C, suggest the formation of a mixture of FeO and Fe₃O₄. The mass gain (1.12 %) observed between 800 and 980 °C is attributed to the oxidation of FeO with the formation of Fe₃O₄, as final residue (Calcd. = 59.37 %, TG = 59.61 %).

Cobalt Compound. The simultaneous TG-DTA curves in N₂ and CO₂ atmospheres are shown in Fig. 3c and 3c*, respectively. The first mass loss between 70 and 200 °C, corresponding to an endothermic peak at 140 °C, in both atmospheres is due to dehydration with loss of 3 H₂O (Calcd. 23.60 %, TG = 23.45 % (N₂), 23.29 % (CO₂)). The exothermic peak at 290 °C (N₂, CO₂) without mass loss in the TG curve is attributed to the irreversible solid phase transition, which was confirmed by X-ray powder, with sample before and after the exothermic peak.

The thermal decomposition of the anhydrous compound in N₂ occurs in two steps between 365–520 °C, corresponding to the endothermic peak at 465 °C and 520–1180 °C, with losses of 41.40 % and 6.90 %, respectively. No thermal event corresponding to the second mass loss is observed in the DTA curve, probably because the small mass loss occurs so slowly that the heat involved in this step is not sufficient to produce a thermal event. Calculations based on the mass losses up to 510 °C suggest the formation of Co₃O₄ (Calcd. = 64.69 %, TG = 64.32 %) and up to 1180 °C a mixture of Co and CoO, in no simple stoichiometric relation.

For the CO₂ atmosphere the thermal decomposition occurs in two steps between 375–480 °C and 480–575 °C, corresponding to the endothermic peaks at 470 °C and 545 °C, with losses of 32.91 % and 19.17 %, respectively. The total mass loss up to 575 °C is in agreement with the formation of Co as final residue (Calcd. = 74.27 %, TG = 74.57 %). The mass gain (5.07 %) observed between 575–980 °C is attributed to the partial oxidation of Co with the formation of a mixture of Co and CoO.

Nickel Compound. The simultaneous TG-DTA curves in N₂ and CO₂ atmospheres are shown in Fig. 3d and 3d*, respectively. The first mass loss between 70–250 °C, corresponding to an endothermic peak at 155 °C in both atmospheres is attributed to the dehydration with loss of 3.5 H₂O (Calcd. = 26.51 %, TG = 26.77 % (N₂), 26.76 % (CO₂)). The thermal decomposition of the anhydrous compound occurs in two steps between 360–430 °C (N₂, CO₂) and 430–1180 °C (N₂) or 430–560 °C (CO₂), corresponding to endothermic peaks at 405 °C (N₂) or 415 °C and 540 °C (CO₂), with losses of 41.40% and 6.90 % (N₂) or 40.80 % and 8.66 %, respectively. The total mass losses up to 1180 °C (N₂) suggest the formation of a mixture of Ni and NiO and up to 560 °C (CO₂) is in agreement with Ni (Calcd. = 75.32 %, TG = 75.22 %). The mass gain (2.72%) observed between 560–980 °C (CO₂) is attributed to the partial oxidation of Ni to a mixture of Ni and NiO.

Copper Compound. The simultaneous TG-DTA curves in N_2 and CO_2 atmospheres are shown in Fig. 3e and 3e*, respectively. These curves show that the anhydrous compound is stable up to 305 °C, in both atmospheres and above this temperature the thermal decomposition occurs in three steps. These curves also show that the first two steps occur through fast processes and overlapping one between 305 – 375 °C and 375 – 420 °C, corresponding to the endothermic peaks at 365 °C and 400 °C (N_2, CO_2) with losses of 27.77% and 31.80 % (N_2) or 30.60 % and 30.79 % (CO_2). Calculations based on the mass losses up to 420 °C suggest the formation a mixture of Cu and CuO. The last step that occurs through a slow process between 420 – 1000 °C (N_2) or 420 – 750 °C (CO_2) with losses of 0.7 % and 3.15 %, respectively, is attributed to the reduction of the mixture (Cu, CuO) to Cu, as final residue (Calcd. = 64.22 %, TG = 64.48 % (N_2), 64.54 % (CO_2)). The endothermic peak at 1090 °C (N_2) is due to the fusion of Cu.

Zinc Compound. The simultaneous TG-DTA curves in N_2 and CO_2 atmospheres are shown in Fig. 3f and 3f*, respectively. These curves show that the anhydrous compound is stable up to 430 °C and above this temperature the thermal decomposition occurs in two steps between 430 – 535 °C and 535 -> 1080 °C (N_2) or 430 – 525 °C and 525 – 885 (CO_2), corresponding to the endothermic peaks at 505 °C, 1020 °C and 1050 °C (N_2) or 505 °C and 885 °C (CO_2), with losses of 40.10 % and 51.95% (N_2) or 41.88 % and 13.08 % (CO_2).

For the CO_2 atmospheres the mass lost up to 885 °C is in agreement with the formation of ZnO as final residue (Calcd. = 55.16 %, TG = 54.95 %). For the N_2 atmospheres in the last step occurs the reduction of Zn(II) to Zn followed by ebullition (boiling point = 907 °C). The final residue (7.95 %) up to 1080 °C is attributed to the carbonaceous residue, which was confirmed after to analysis the crucible residue.

The mass gain attributed to the oxidation reaction of Fe to FeO in N_2 atmosphere or Co to CoO and Ni to NiO in CO_2 atmosphere occurs, probably because the equipment is not hermetically sealed and/or a trace of oxygen in the N_2 or CO_2 which were used as purge gas.

Evolved gas analysis

The gaseous products evolved during the thermal decomposition in dynamic nitrogen atmosphere of the sodium and transition metal ion compounds studied in this work were monitored by FTIR and identified on basis of their FTIR references available on Nicolet libraries. For the sodium succinate the gaseous products evolved during a thermal decomposition were identified as methane, acetone, CO, and

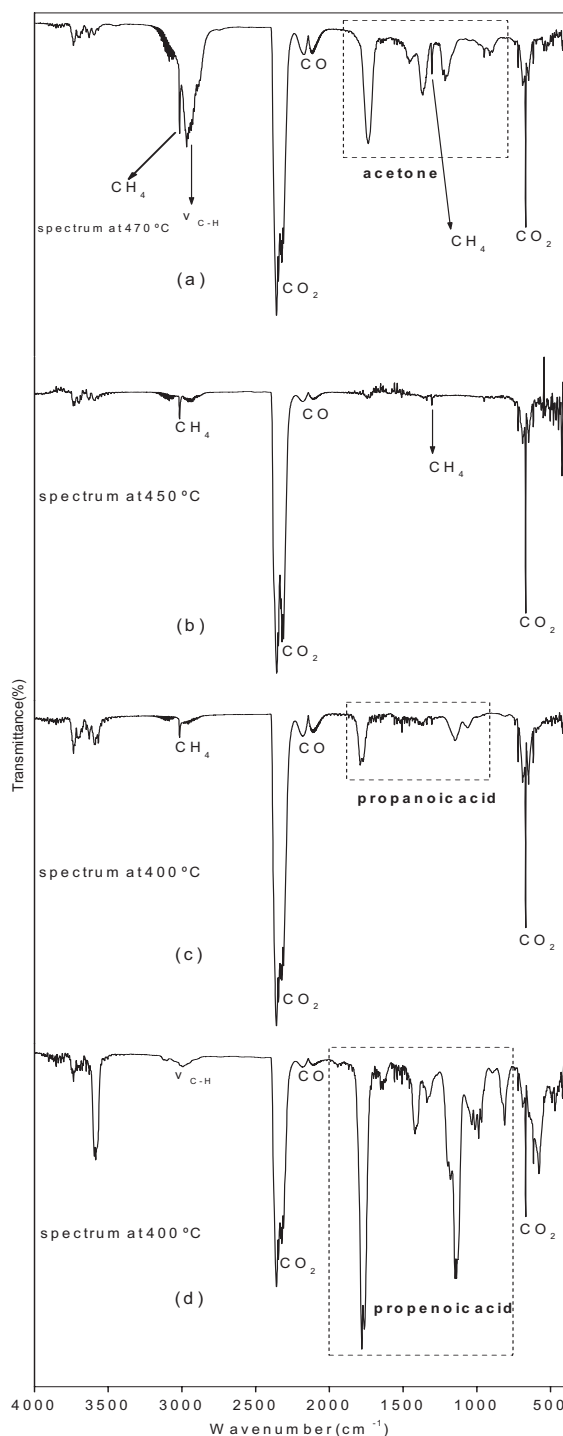


Figure 4. IR spectra of gaseous products evolved during the decomposition of the compounds in nitrogen atmosphere: (a) $NaL.6H_2O$, (b) $MnL.2H_2O$, (c) $NiL.3.5H_2O$ and (d) CuL .
L=succinate

CO₂; for the cobalt and nickel compounds were methane, propanoic acid, CO, and CO₂; for the copper compound were propenoic acid, CO, and CO₂ and for the manganese, iron, and zinc compounds were methane, CO and CO₂. The IR spectra of the gaseous products evolved during the thermal decomposition of sodium, manganese, nickel and copper as representative of other compounds, are shown in Fig. 4.

Conclusion

The present study showed that the succinic

acid melt and evaporate, without decomposition.

In the sodium and all the synthesized compounds, the evolved products during the thermal decomposition in nitrogen atmosphere was CO and CO₂, besides methane and acetone for sodium succinate, propanoic acid for cobalt and nickel compounds and propenoic acid for nickel compound.

Acknowledgements

The authors thank FAPESP, CAPES and CNPq foundations (Brazil) for financial support.

Resumo: A estabilidade e a decomposição térmica do ácido succínico, succinatos de sódio, Mn(II), Fe(II), Co(II), Ni(II), Cu(II) e Zn(II) foram investigados empregando termogravimetria e análise térmica diferencial simultânea (TG-DTA) em atmosferas de nitrogênio e dióxido de carbono e TGFTIR em atmosfera de nitrogênio. Sobre aquecimento em ambas as atmosferas o ácido succínico funde e evapora, enquanto para o succinato de sódio a decomposição térmica ocorre com a formação de carbonato de sódio. Para os succinatos de metais de transição o resíduo final até 1180 °C em atmosfera de N₂ foi uma mistura de metal e óxido de metal sem relação estequiométrica, exceto para o composto de zinco, onde o resíduo foi uma pequena quantidade de resíduo de carbono. Para a atmosfera de CO₂ o resíduo final até 980 °C foi: MnO, Fe₃O₄, CoO, ZnO e misturas de Ni, NiO e Cu, Cu₂O.

References

- [1] H. Yokobayashi, K. Nagase, K. Muraishi, Bull. Chem. Soc. Jpn. 48 (1975) 2789.
- [2] J. R. Allan, B. R. Carson, Thermochim. Acta 158 (1990) 91.
- [3] Y. Suzuki, Thermochim. Acta 255 (1995) 155.
- [4] W. Brzyska, B. Galkowska, Polish J. Chem. 72 (1998) 498.
- [5] A. K. Nikumbh, S. K. Pardeshi, M. N. Raste, Thermochim. Acta 374 (2001) 115.
- [6] B. S. Randhawa, K. Gandotra, J. Therm. Anal. Cal. 85 (2006) 417.
- [7] F. J. Caires, L. S. Lima, C. T. Carvalho, M. Ionashiro, Thermochim. Acta (2009). In Press., doi: 10.1016/j.tca.2009.11.015.
- [8] C. N. de Oliveira, M. Ionashiro, C. A. F. Graner, Ecl. Quim 10 (1985) 7.

